

We provide access!

LEHNER
LIFTTECHNIK



Lift Collection

Platform Stairlifts

Stairlifts

Vertical Platformlifts

Stairclimbers



Platform Stairlifts _____ 4



Stairlifts _____ 12

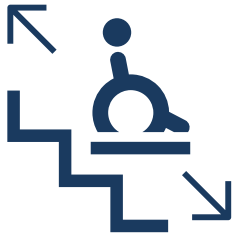


Vertical Platformlifts __ 18



Poollift _____ 28 Stairclimbers _____ 30 Specials _____ 35





PLATFORM STAIRLIFTS

Platform stairlifts for all possible staircases

Platform stairlifts are the most practical form of transportation on a stairway. They can transport wheelchairs or people sitting on the folding chair. It also allows to carry stuff such as groceries along with the user on the platform.

Our platform stairlifts are the most versatile on the market. They allow installation on very narrow staircases, tight turns, very long rail runs and in fierce outdoor weather conditions.

3 different platform lift model provide solutions for any problem

All 3 models have the same platform mechanics and platform design. The main difference is in the drive systems, which allows to choose the best model for different requirements.




Omega - the specialist

- The slimmest platform stairlift on the market for straight and curved staircases
- Rope traction drive systems for installations on very narrow or very steep staircases
- Lift runs of main power - no batteries are necessary. This allows for: very long travels, use in very cold climate and high frequency use in public places.

Stratos - curving elegance

- Rack and pinion drive system with battery driven motor for installation on curved staircases
- Fast and easy to install with very low maintenance need
- Right choice for standard staircases in public and private as well as indoor or outdoor environments



Delta - straight performer

- Rack and pinion drive system with battery driven motor for installation on straight staircases only
- Extremely slim and aesthetic design with rails from adjustable aluminium profiles or stainless steel
- Installations on very narrow indoor and outdoor staircases



Turning **around one central pillar** leaves maximum clearance on the staircase



Available in a **stainless steel version**, the platform fulfils highest architectural standards.



Robust platform mechanics allow installation in **cold or wet locations**



The **drive without batteries** allows for very long rail lengths

Rail fixing directly to the wall allows for a maximum platform size

Available in **any RAL colour**, the platform can blend elegantly into any surrounding





An **easy to use and reliable** lift that makes life easier

A **strong and stable** platform allows easy and safe access at the landings

Compact folded platform with metal covers is well secured against vandalism in public spaces



Colorful

Available in any RAL colour, the platform can blend elegantly into any surrounding or bring some colour into grey spaces.

Quality and Safety

TÜV approved! Made according to the European norm EN 81-40.

Reliability

Rigid platform mechanics and a strong motor with low consumption allow for a long lifespan of the product



An **elegant and modern** lift that fits smoothly into any environment



The special drive systems allows the platform to make **inside and outside curves** with a small curve radius



Special platform sizes and asymmetrical shapes to custom fit any staircase and maximize user friendliness!



Very slim platform – The folded platform allows to comfortably store away the platform



Handset on spiral cable on the platform allows to comfortably control the platform while sitting in the wheel-chair or on the folding seat



Joystick on the platform as an optional control function

Landing controls in an elegant design can be used as handheld controls or can be fixed to the wall

Installation in very **narrow and steep staircases** is possible

Main advantages of our platform stairlifts

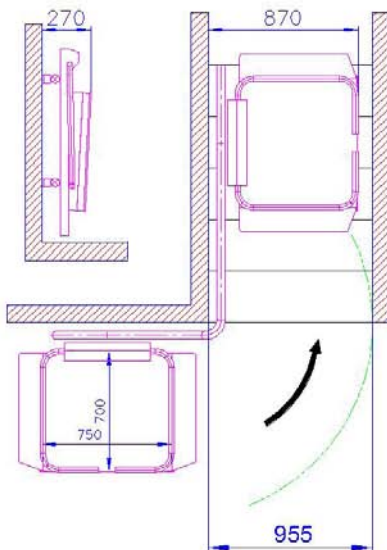
- Slim and aesthetic design
- Installations on very narrow and steep staircases
- Custom made platform sizes and shapes are possible
- Available in all RAL colours or as a stainless steel version
- Diagnostic display for status and error indication on the platform
- Platform frame and mechanics are built from solid steel parts making the platforms robust and secure against vandalism
- Manufactured according to the European standard EN 81-40 and certified through TÜV!



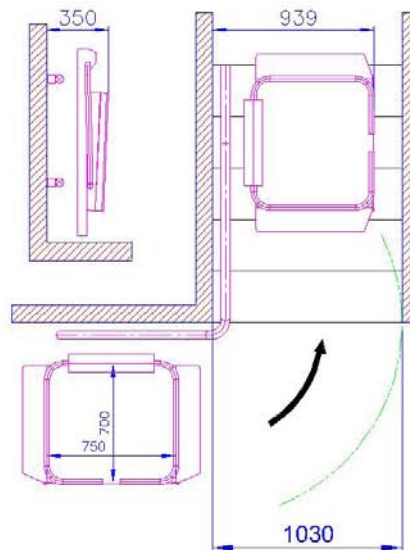
Technical Specifications

Platform type	Omega	Stratos	Delta
Traction system	Rope traction with 3x400V motor at end of rail	Rack and pinion drive with 24V motor on platform	Rack and pinion drive with 24V motor on platform
Motor power	1,1 kW - 2,2 kW	0,5 kW	0,5 kW
Possible gradient	0 – 67°	0 – 47°	0 – 52°
Speed	0,06 – 0,15 m/sec	0,06 – 0,1 m/sec	0,06 – 0,1 m/sec
Maximum length of rails	85 m	30 m	30 m
Temperature range	+45°C down to -25°C	+45°C down to -15°C	+45°C down to -15°C
Platform width (min-max)	600 – 850 mm	600 – 900 mm	600 – 1000 mm
Platform length (min-max)	700 – 1300 mm	700 – 1400 mm	700 – 1400 mm
Minimum folded width	270 mm	350 mm	300 mm
Power supply	1 x 230V / 50–60Hz		
Max. loading capacity	300 kg		
Certificates	TÜV certified to EN 81-40		

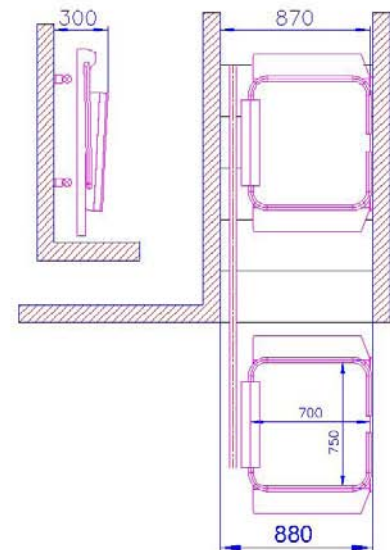
Omega dimensions:



Stratos dimensions:



Delta dimensions:



Main options of our platform stairlifts

- Available in any RAL colour
- Variable speed
- Folding seat with automatic fold-up
- Automatic platform folding
- Stainless steel version
- 90° access ramp
- Joystick control on platform
- Outdoor version
- Platform sizes up to 1000mm in width and 1400mm in length



Elegantly and safely up the stairs
with the Alpha curved chair stairlift

ALPHA

The chair stairlift for curved staircases

The Alpha stairlift can eliminate the barrier of stairs by providing safe and easy access to another floor. The Alpha is designed to be installed on stairs with a curve, an intermediate landing, or when out-of-the-way parking is desired. Smooth riding, comfortable and reliable, the Alpha stairlift features a double rail system for strength and durability.

The lift is easy to operate with controls on the armrest as well as two radio frequency remote controls. The rails are custom bent to your exact specifications, based on computer-aided design software and photo measuring. This is all done with industry leading lead times. Choose from different seat and rail colours to suit your taste and make the lift fit perfectly into your home.



The elegant design makes this stairlift a piece of furniture

Main advantages of the Alpha stairlift

- Silent, stable and smooth ride quality
- Choice of colours for finish of rail and seat upholstery
- Tight internal and external curve radius
- Retractable seat belt
- Long range radio frequency landing controls
- Start delay to prevent sudden movement
- Safety sensors and overspeed governor
- Soft start and smooth stop
- Stable and slim twin rail system

The swivel mechanism allows a safe exit at the upper level





Top overrun with parking curve
for **comfortable access**

Compact design saves space when the
chair is folded up



Tight turning radius for space saving
180° parking





Special wall fixing brackets
to avoid drilling of the steps




Swivel lever for rotating the seat in the
stop positions



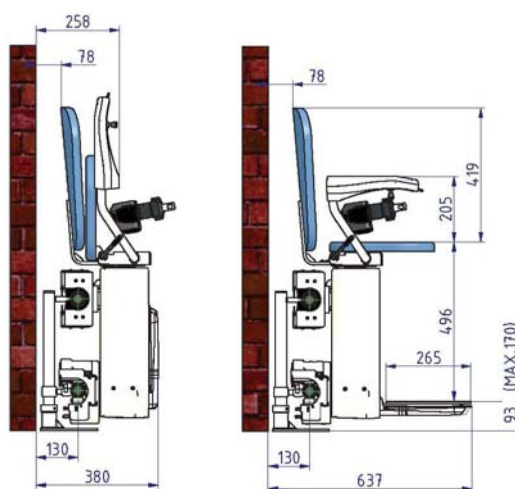
Convenient joystick position for
easy control of the stairlift

Alpha - Technical Specification







Facts

Loading capacity	130 kg (optional 160 kg)
Drive system	Rack and pinion
Motor	24V DC, battery driven
Possible gradient	0 – 52°
Speed	0,06 – 0,12 m/sec
Maximum length of rails	35 m
Noise level	Under 50 dB
Temperature range	+45°C down to -15°C
Power supply (for charger)	1 x 230V / 50–60Hz
Certificate	 TÜV certified to EN 81-40

Construction example



Seat upholstery colour choices

	Dark Brown Leather		Dark Beige Leather		Sand Beige Leather		Sky Blue Leather		Dark Red Leather		Olive Green Leather
---	--------------------	---	--------------------	---	--------------------	---	------------------	---	------------------	---	---------------------

Main options of the Alpha

- Rail available in any RAL colour
- Different seat colours
- Automatic footrest folding
- Wall fixing of rails
- Heavy duty option
- Extra wide seat and H-style seat belt



Aesthetic design make the lift fit into any environment

ESSENTIAL

The chair stairlift for straight staircases

The Essential stairlift is one of the easiest ways to stay in your home and enjoy the freedom of barrier-free living. Installed on your stairs, in only a few hours, the stairlift carries you smoothly and quietly up a straight flight of stairs.

The Essential stairlift is uniquely compact – with the slimmest fold-up dimension on the market at only 270 mm wide – to allow easy access to the stairs when the lift is not in use.

With safety features including a retractable seatbelt, overspeed governor and obstacle sensor system, you can count on your stairlift. Finished in soft white with an unobtrusive design, the Essential blends easily into your home décor.



Constant charge make the lift available at all times



Rack and pinion drive ensures stable and safe drive up the stairs



Ultra slim folded with of only 270mm leaves maximum clearance on narrow staircases

Main advantages of the Essential

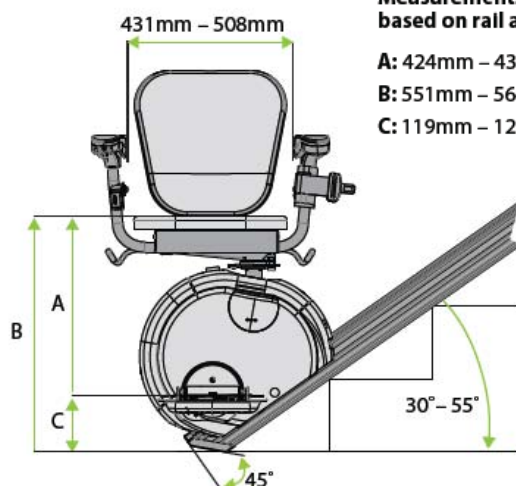
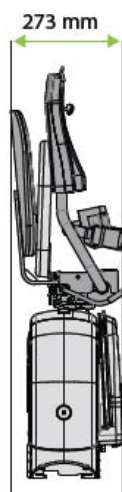
- Ultra slim folded size of only 270mm – the smallest profile on the market to keep the unit out of the way when no in use
- Quiet and smooth-riding operation from the rack and pinion drive system and retractable seat belt
- Battery operated with built-in charging so the chair can be used several times even through a power failure
- LED status lights to advise you of any issues
- Unit can be installed on either side of the stairs (reverseable)
- Comfortable and durable seat with width-adjustable arms up to 51 cm wide and 140kg loading capacity

Convenient joystick control allows for easy use



Essential - Technical Specification

Loading capacity	140 kg
Stair anlg	33 - 55°
Lifting speed	0,08 m/s
Motor	24V DC, battery driven
Drive system	Rack and pinion
Fold-up width	270 mm
Fold-out width	520 mm
Power supply	1 x 230V / 50–60Hz

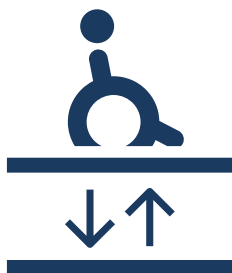


Measurements vary based on rail angle:

A: 424mm – 439mm

B: 551mm – 564mm

C: 119mm – 127mm



Moveable low weight platform
for easy access to stages

LIFTBOY 1 & 2

The low rise vertical platform lift for lifting heights up to 830mm

Where ramps are too steep or too long – where stairlifts or elevators are needless due to too small a difference in altitude – the Liftboy is the optimal solution. With the help of our Liftboy models 1 and 2, wheelchair users and physically disabled persons can get over differences in altitude of up to 83 cm.

The Liftboy is designed for indoor and outdoor use! As the weatherproof lifting platform with a total weight of only 70 kg can easily be put up, it offers a perfect solution also for urgent or temporary needs. The lift can be equipped with special side entry or exit, upper access gate or transport wheels.



Permant installation also for outdoor locations



Public access lift with **upper gate and control pillar**

Optional **gravity access ramp folding**, 90° exit and special colour



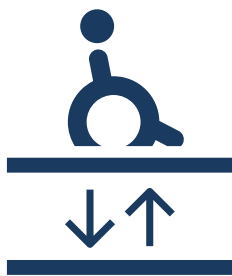
Liftboy 1 & 2 - Technical Specification

Facts

Type	Liftboy 1	Liftboy 2
Lifting height	595 mm	830 mm
Loading capacity	180 kg	300 kg
Lifting speed	15 mm/s	15 mm/s
Minimum height of platform	100 mm	120 mm
Drive system	24V actuator with scissor mechanism	24V actuator with scissor mechanism
Internal dimensions	713 x 1170 mm	800 x 1495 mm
External dimension	810 x 1180 mm	924 x 1505 mm
Power supply	1 x 230V / 50–60Hz	1 x 230V / 50–60Hz

Main options of the Liftboy 1 and 2

- Indoor and outdoor version
- Any RAL colour possible
- Gravity access ramp
- Gate on the upper level
- Transport wheels for mobile version
- Extra long access ramp
- Side entry and exit on both levels
- Remote controlled hall calls



Scissor lift with **minimal platform height** when folded down

LIFTBOY 5

The vertical platform lift for lifting heights up to 1300mm

The Liftboy 5 lift is built to carry a wheelchair and passenger safely up and down levels with up to 1300mm difference in height. The lift has a modern design with glass inserts in the sidewalls and upper gate. As an option to the automatic folding ramp the Liftboy 5 can also be equipped with a platform gate.

Suitable for installations in public and commercial buildings, as well as private homes, this lift suits virtually any project requirements and aesthetic needs and is ready to serve with its reliable performance, ease of use and range of finish options.



Fold up ramp instead of door on lower level



Protection covers and sensitive contact bars on all 4 sides

Liftboy 5 - Technical Specification

Facts

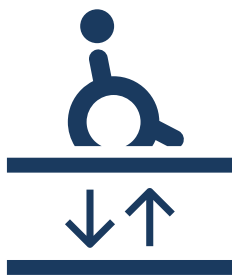
Lifting height	1300 mm
Platform width (min-max)	900 – 1110 mm
Platform length	1400 mm
Minimal height of platform	120mm
Lifting speed	25 mm/sec
Drive sytem	24 V actuators with double scissor mechanism
Power supply	1 x 230V / 50-60Hz
Temperature range	+45°C down to -15°C
Loading capacity	300 kg
Power supply (for charger)	1 x 230V / 50-60Hz

Upper gate and side walls
with glass inserts



Main options of the Liftboy 5

- Indoor and outdoor version
- Available in any RAL colour
- Gate instead of access ramp
- Side (90°) entry on lower level
- Automatic gate openers
- Shaft enclosure
- 2 different platform sizes



Robust platform for outdoor applications

ELEVEX

The vertical platform lift for lifting heights up to 1830mm

The EleveX is a vertical platform lift designed for low-rise travel indoors or outdoors. With its durable design, the EleveX is popular for accessing decks and porches even in demanding climates.

At the heart of the EleveX is the reliable operation of the ACME screw drive which delivers precision movement and performance you can count on day after day. Handling up to 340kg this lift can carry a passenger in a wheelchair with ease. An array of safety features ensures safe operation including sensors to stop the lift if it senses an obstruction. The EleveX is an easy and economic way to add access for low-rise travel.



Optional side exit at upper level



Upper level gate with optional glass inserts

EleveX with **platform gate** and upper level gate



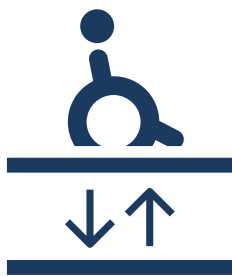
EleveX - Technical Specification

Facts

Loading capacity	340 kg
Lifting height	1829 mm
Platform dimensions	914 x 1375 mm
Lifting speed	0,05 m/s
Noise level	Under 60dB
Temperature range	+45°C down to -30°C
Drive system	ACME screw
Power supply (for charger)	1 x 230V / 50–60Hz

Main options of the EleveX

- Upper landing gate
- Platform gate
- Plexiglass inserts
- Side exit on upper level
- Handrail on platform



Vertical platformlift with **open cabin and free standing drive tower**

ALPIN

The vertical platformlift for lifting heights up to 4000mm

The “Alpin Z300” vertical platform lift is an economic and efficient alternative to elevators. It is designed for convenient use by the elderly or handicapped, occupying minimum space for a simple retrofitting without structural modification or additional building work.

The model without shaft structure and with open cabin represents a minimal visual obstruction and can be well integrated into the architectural background.

A robust double chain drive system ensures a reliable performance of the lift, even in cold winter conditions and reduces the need for maintenance to a minimum.



Special RAL colour for parts of the lift installation

Wall fixing of the drive tower for a space saving installation

Main advantages of the Alpin platformlift

- Up to 4m lifting height
- Smooth and stable drive
- Drive tower to be mounted in 1 piece for a fast and simple installation
- Reliable and safe double-chain drive
- Special platform sizes are possible
- Option with glas shaft
- Entry-exit on same side or at 90°
- Available in any RAL colour
- Available in stainless steel





Lift with 70mm pit and execution in **stainless steel**

Glas shaft with steel or aluminium frame as an option



Free-standing

The free-standing drive tower permits a fast installation with minimum constructual works required on site.

Quality and safety

TÜV certified! Fulfills the highest safety standards and is built according to the valid European norm EN 81-41.

Reliable

Especially designed for outside installation, the double-chain drive and the robust electrics provide for a safe drive and a low maintenance operation.

Glas shaft with roof and special colour






Upper gate can be **manual or automatic**



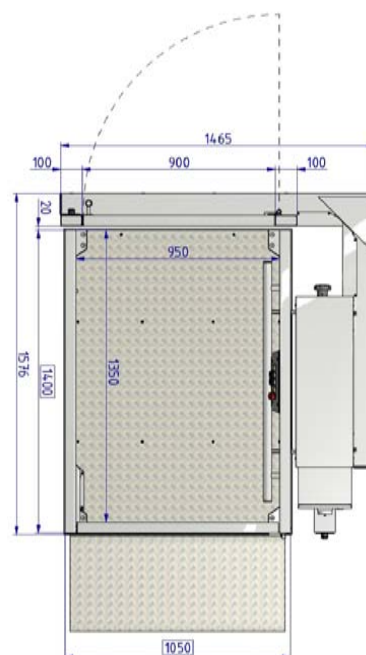
Upper gate with **automatic door opener**

Alpin - Technical Specification

Facts

Loading capacity	300kg
Lifting height	4000 mm
Standard platform size	1050 x 1400 mm
Drive system	Chain drive
Lifting speed	0,11 m/sec
Standard colour	RAL 9007
Noise level	Under 60dB
Temperature range	+45°C down to -30°C
Min. platform height	70 mm
Drive motor	1,5 kW
Power supply	3x380V / 50Hz (optional 1x230V)
Certificate	 TÜV certified according to EN 81-41

Construction example



Main options of the Alpin

- Special platform sizes
- Powder coated in any RAL colour
- Stainless steel version
- Shaft enclosure
- Automatic gate openers
- Entry-exit on same side or at 90°



Appealing design in stainless steel

DOLPHIN

The unique solution
for independent
access to your
swimming pool

The poollift Dolphin is a valuable aid to get you in or out of a swimming pool without the need for any assisting person. No underwater installation is necessary. The lift is only fixed 1 time at on the upper level. Without the need for any electrical installation or battery use, the poollift runs on 3,8 bar household water pressure only!

Operating levers at the upper as well as at the lower level allow a simple operation of the unit. The height adjustable seat turns automatically 90° when lowering or rising. This poollift is very easy to install (and also to demount for storage matters) and is made from high grade (316S) stainless steel!



Independent use without the need for an assisting person

Main advantages of the poollift Dolphin

- Independent use - no assistance required
- Hydraulically powered with 3,8 bar household water pressure
- No electrical components
- Appealing desing in grade 316 stainless steel
- Very easy and fast installation
- No underwater fixation necessary
- Applicable indoors and outdoors
- Safe and reliable use



Perfectly suitable **for public swimming pools**

Main options of the Poollift

- Seat colour choice
- Transport wheels
- Extra long vertical travel
- Foldable armrests
- Countersunk or screw-on fixation
- Seat belt



Special stairclimber SA-3 carries all types of manual wheelchairs

STAIRCLIMBERS

Choose from our selection of unique stairclimbers

A stairclimber offers a cost effective solution to an elevator or a platform stairlift. Easy to handle and transport, these robust machines can serve as a quick solution for many mobility problems. If not needed anymore the stairclimbers can easily be sold again to another user.

We offer the following unique stairclimbers:

- **Stairmax** – only stairclimber worldwide for independent use
- **Public** – only stairclimber worldwide for electrical wheelchairs
- **SA-3 and SA-S** – standard stairclimbers for different purposes and space requirements
- **Evac-Skate** - evacuation chair

Stairmax

The only stairclimber worldwide that allows to use your own wheelchair without the need for an assisting person!

This mobile wheelchair stairlift can turn on intermediate landings having a minimum width of 1 m. It is a robust and compact device that can be transported easily between different staircase locations. The users wheelchair needs a small adaptation to the frame of the wheelchair. This adaptation is normally done at the premises of Lehner Lifttechnik GmbH.

The users wheelchair needs special adaptation hooks to attach safely to the Stairmax. After attaching the chair to the unit all functions can be carried out by means of lifting and lowering the Stairmax underneath the wheelchair.



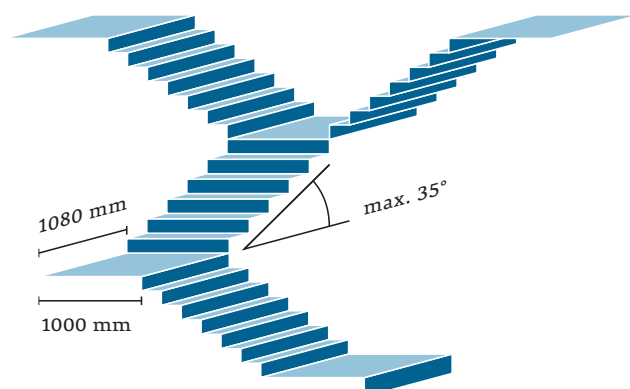
The user can easily rotate the Stairmax even on narrow intermediate landings. After the Stairmax is put into the right position the user brings the Stairmax into the inclined position by using the hand-rail. See the demonstration video on our website for more detailed information!

Stairmax - Technical Specification

Facts

Loading capacity:	110 kg
Weight of unit:	54 kg
Power supply:	2 x 6 V accumulator
Max. inclination:	35°
Lifting speed:	7 m/min
Use:	Indoor and outdoor

Minimum landing space



Public

The only stairclimber worldwide that allows to transport all types of wheelchairs, including electrical wheelchairs

The stairclimber Public is the world's only portable inclined platform lift. The unique platform design will accommodate all types of wheelchairs including power, child sports and conventional adult wheelchairs.

The Public stairclimber is ideal for public and residential buildings and a cost effective alternative to conventional platform stairlifts. It's simple to operate, robust and incorporates many safety features. It can be used on indoor and outdoor stairs and can also be transported between location to be used on different staircases.



Wide double tracks are steel-reinforced and securely grip all types of stair designs and materials



An **integrated loading ramp** with non-skid surface makes wheelchair boarding easy



A **powerful hydraulic piston** adjusts the wheelchair platform position for travel on the stairs

Public - Technical Specification

Facts

Loading capacity: 200 kg

Weight of unit: 115 kg

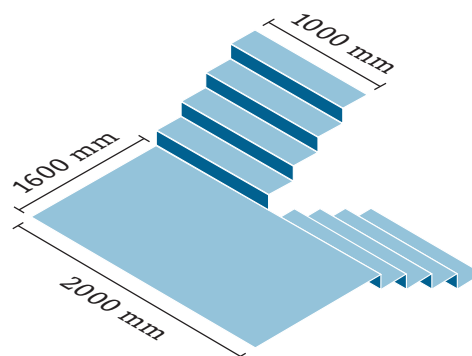
Power supply: 2 x 12 V accumulator

Max. inclination: 35°

Lifting speed: 8 m/min

Use: Indoor and outdoor

Minimum landing space



SA-3

The robust and versatile standard stairclimber

The stairclimber SA-3 features an increased loading capacity of 160kg. A flexible adjustment system allows the installation of extra wide wheelchairs or wheelchairs with a special frame design. With this stairclimber any type of manual wheelchair can be transported. The product is very robust and requires a minimum of maintenance.

The stable construction and the self locking gearbox ensures that the stairclimber stays save in place even if the assisting person releases the grab bars on the stairclimbers. The strong battery and low consumption motor allow for a long use between charging cycles and make multiple runs on long stair flights possible.



A **stable and self-supporting** construction allows save operation on different types of staircases



Various safety features ensure a safe attaching of the wheelchair to the stairclimber



A **powerful motor** allows any attendant to safely transport a larger person up and down stairways

Special optional attachment

In combination with shoe attachment and multifunction clamp it is suitable for wheelchairs with folding detachable backrest, adjustable handle, hand brake lever or small wheelchairs 12 -22 inch. Allows the transport of any manual and some electric wheelchairs.



The stairclimber can easily be disassembled into 2 parts. This makes it easy for one person to store the unit or transport it in the trunk of a car between different locations of use.

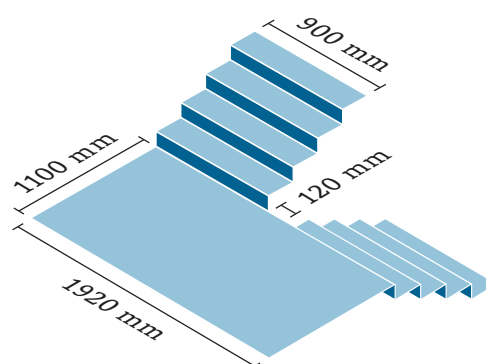


SA-3 - Technical Specification

Facts

Loading capacity:	160 kg
Weight of unit:	65 kg
Power supply:	2 x 6 V accumulator
Dimensions:	1486 x 690 x 918mm (L/W/H)
Operation time:	30 min with single charge
Max. inclination:	35°
Lifting speed:	8 m/min

Minimum landing space



SA-S

The stairclimber for narrow intermediate landings

The stairclimber SA-S can be used on extremely narrow intermediate landings of only 970x970mm. 80mm shorter in length than the SA-2, this special unit can be transported easily in 2 parts and can be used on all staircases.

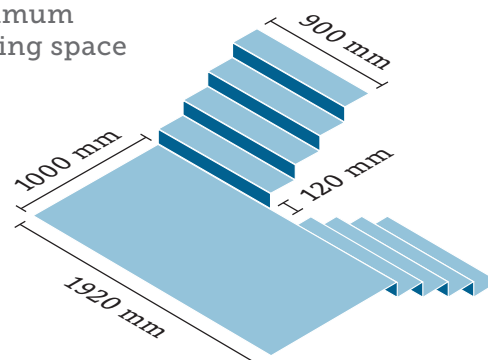


SA-S - Technical Specification

Facts

Loading capacity:	150 kg
Weight of unit:	59 kg
Power supply:	2 x 6 V accumulator
Max. inclination:	35°
Lifting speed:	8,5 m/min

Minimum landing space



SPECIALS

PL 1400 Train acces lift

The vertical lifting platform PL1400 is specifically designed for the lifting/lowering of wheelchair drivers to/from train carriages. It is a modern and technically advanced product with easy operation thanks to its design and light construction.

The platform is equipped with width adjustable foldable ramps, which size can be adjusted to the width of the particular train carriage doors. A brake system fixes the 4 wheels in place when lifting a passenger or when parked away.



IKAROS Airplane access lift

The Ikaros platform stairlift is the only product in the market for height adjustable air-stairs. The platform automatically adjusts its platform level when the lifting height of the air-stair is changed.

This lift can transport wheelchair drivers in their own wheel-chair directly to the plane doors in a safe and comfortable manner. The Ikaros can be supplied fully assembled together with the air stairs or it can also be adapted to airstairs that are already used at the airport.



Omega C Inclined cabin lift

Based on the Omega drive system this special product can be delivered with full or half sized cabin. This solution is favoured by private home owners living on a hillside. The protection from the weather allows for the convenient transport from the car parking area to the entrance of the estate.

Through the direct power supply and the special Omega drive system this lift allows for non-stop travels, even in heavy winter condition. Rail length of up to 80m have been realized!



Providing access around the world!



Over 20.000 lift installations have been realized over the past 30 years which provide accessibility solutions to all kinds of public and private needs around the world!

Contact us!

Don't hesitate to call us:
+437278 35 14

Visit our website:
www.lehner-lifttechnik.at

Write us an email:
office@lehnerlifttechnik.at

Lehner Lifttechnik GmbH (© 2015)
Salling 8, 4724 Neukirchen am Walde Austria

LEHNER
LIFTTECHNIK